






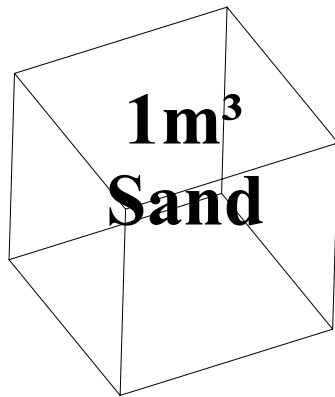
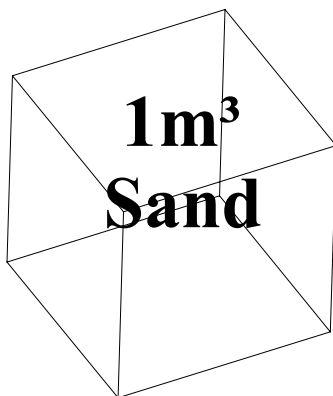










- 13 x M4 hollow block 
- 11 x M6 hollow block 
- 9 x M9 Hollow block 
- 40 x Standard stock brick 
- 18 x Maxi (RDP) blocks 
- 60 x 55mm Z-interlocking pavers 



15 Wheel barrows



- 195 x M4 hollow block 
- 165 x M6 hollow block 
- 135 x M9 Hollow block 
- 600 x Standard stock brick 
- 270 x Maxi (RDP) blocks 
- 900 x 55mm Z-interlocking pavers 

Yield is approximate and will vary according to aggregate

Mix ratio's are given as guidelines and must be tested for strength as per building regulations